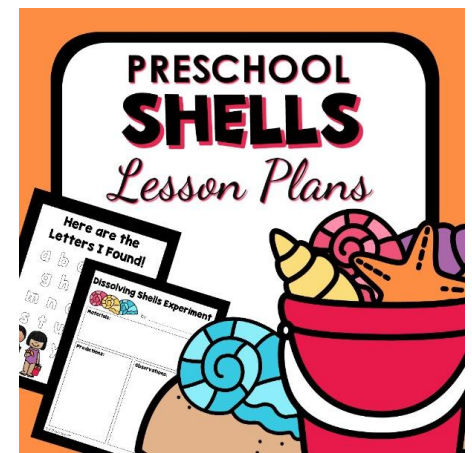


THANK YOU!

From the creators of

[Fantastic Fun & Learning](#) | [Fun-A-Day](#)
[Home Preschool 101](#) | [Preschool Teacher 101](#)

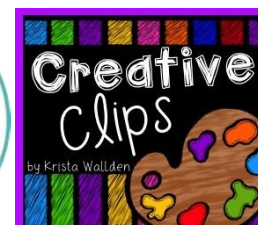



NO part of this document may be distributed, posted on the internet, copied, edited, resold, or posted to a any type of shared drive. ALL contents of this document are under copyright protection including all text, graphics, content, and fonts. Thank you for respecting our hard work as well as the hard work of the those whose work helped create this product.

MORE FREEBIES

[Find all of our free printables here.](#)

CLIP ART CREDITS



SHELL NUMBER MATS


These mats can be used in a variety of ways for small group and independent learning centers. Laminate them or use dry erase pockets for extended use.

On the left side of the mats have kids use shell or beach-inspired manipulatives like real shells, toy sea creatures, buttons, or mini erasers to show the number of shells that matches the number. You could even have kids form the number with play dough and stamp that many shells in it for added fine motor practice.

On the right side of the mats you can have kids sort the printable shells to match the correct mat.

Or extend the activity by switching it up a bit. Once kids have sorted the shells to the correct mats have them use manipulatives to show the number the way the shell does. For example,


- For the domino shells, have kids find dominoes to show the corresponding number of dots.
- For the number and number word shells, have kids write the number or number word in the box on the mat with a dry erase marker or build the number or number word with manipulatives
- For the ten frame shells, have kids use manipulatives to show the number in the ten frame included in this set.
- For the hand counting shells, have kids show the number with their hands or another manipulative of choice.



I can show the number:

0





I can show the number: **1**





I can show the number: **2**






I can show the number:

3





I can show the number:

4





I can show the number:

5





I can show the number: **6**






I can show the number:

7

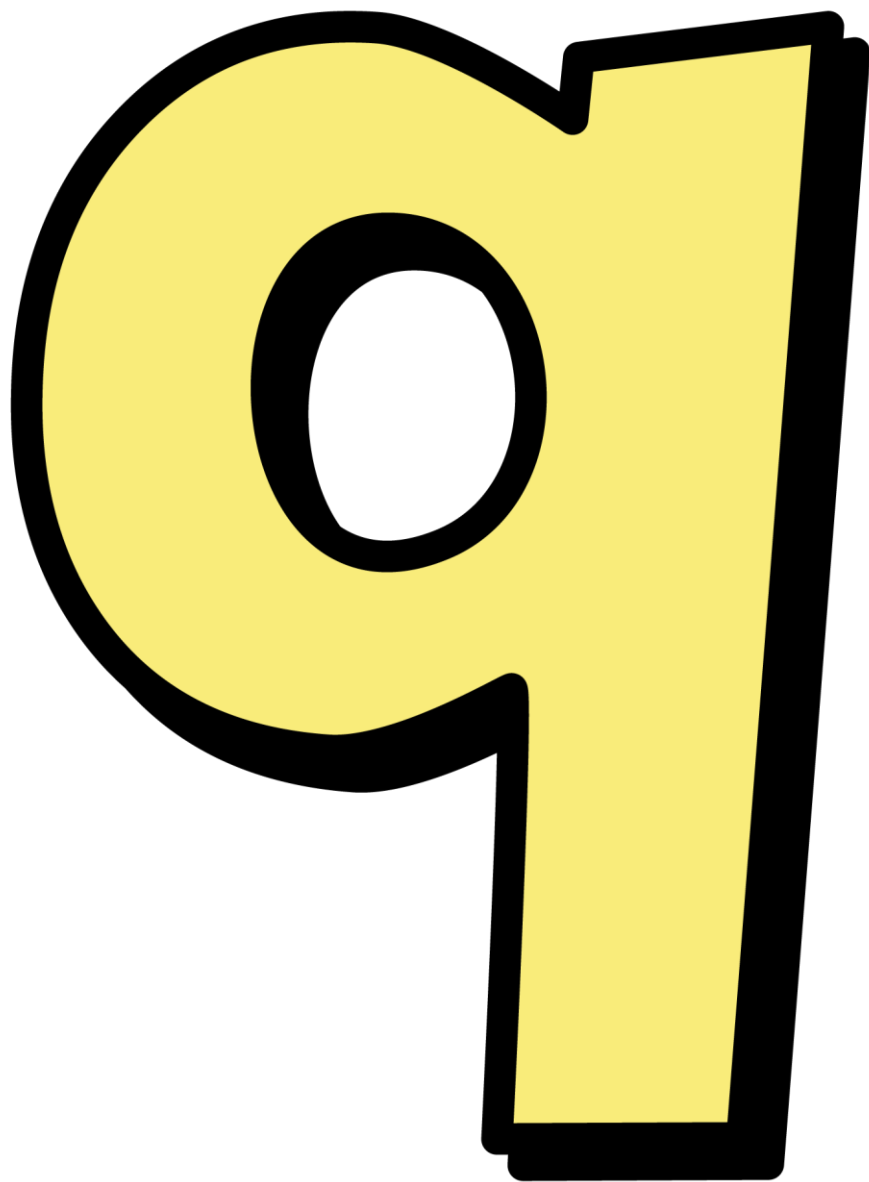




I can show the number:

8






I can show the number:

9

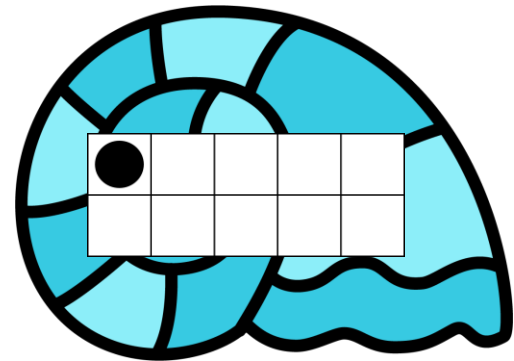
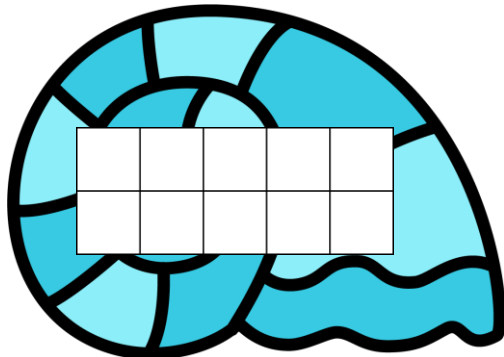


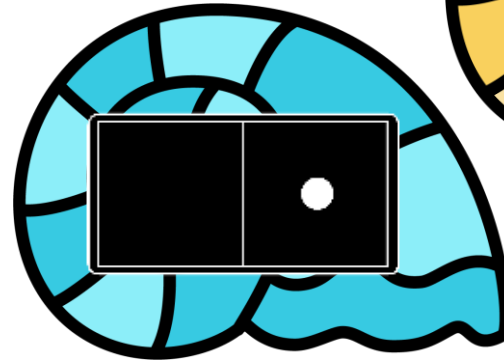
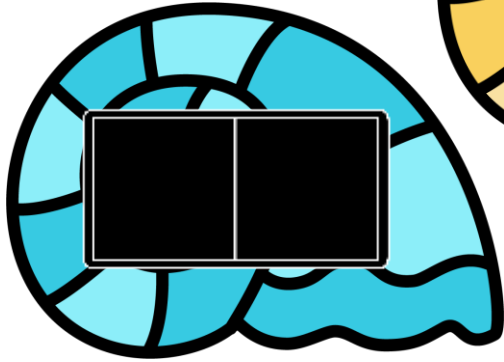




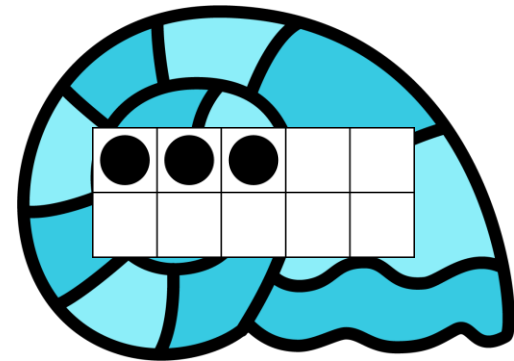
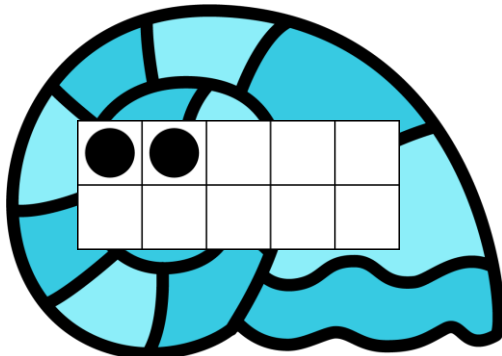


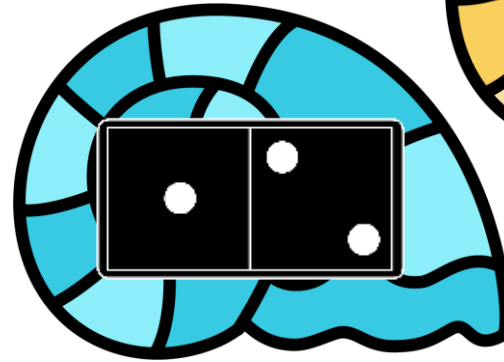





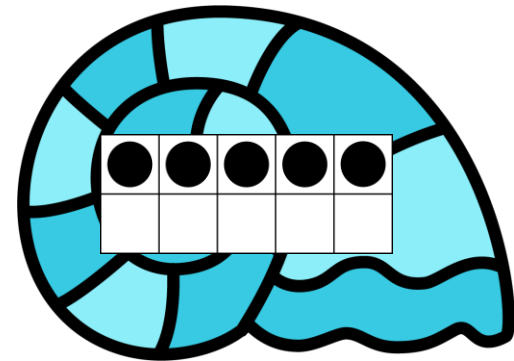
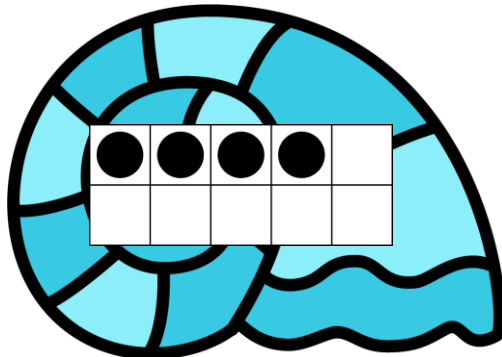

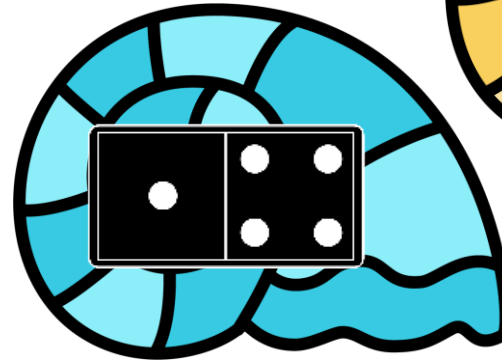
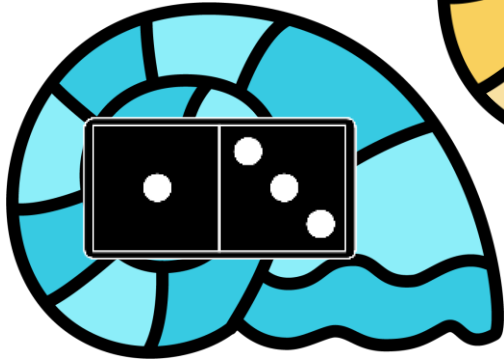
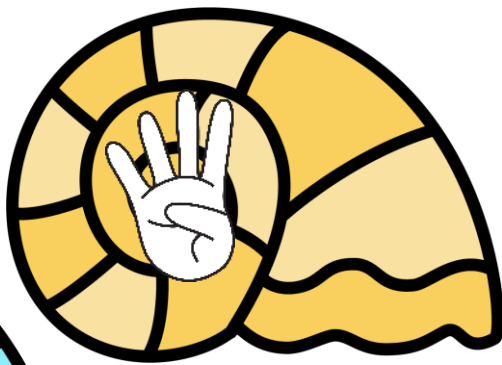
I can show the number:

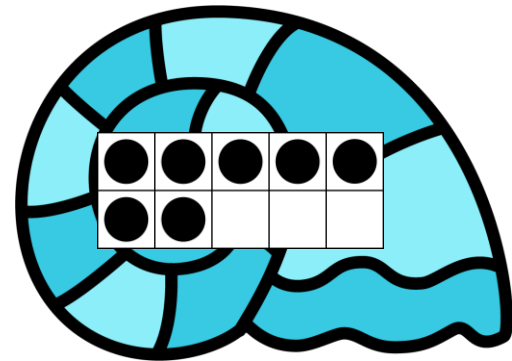
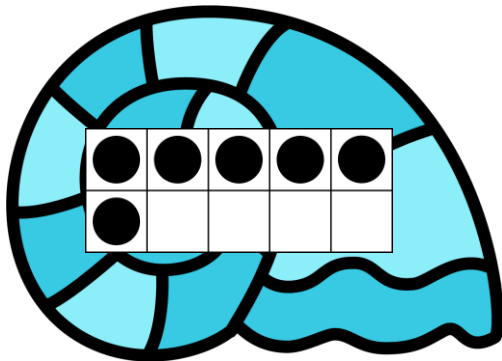



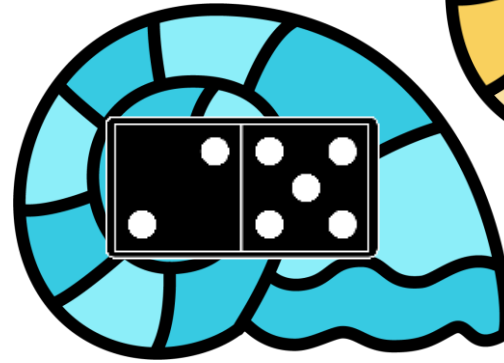
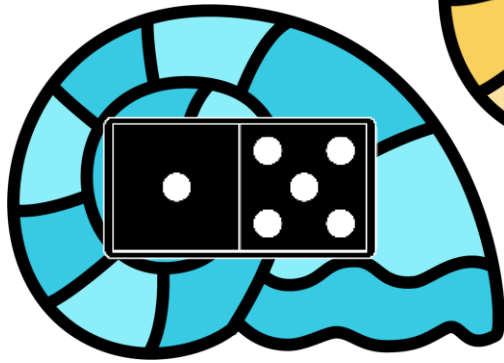
10

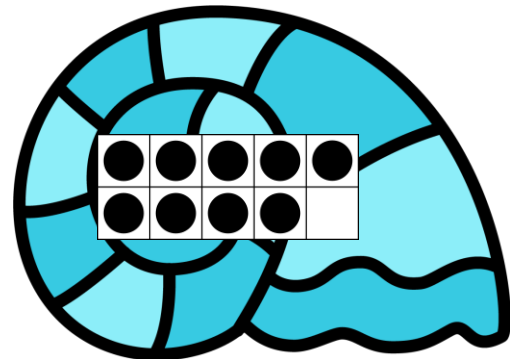
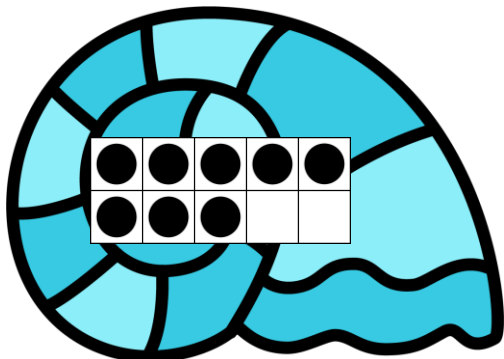



















CONNECT WITH US!

[Teachers Pay Teachers](#)

[Fun and Learning Facebook Group](#)

FREE SUMMER PRINTABLES

[Beach Counting Mats](#)

[Roll and Color Summer Math](#)

[Roll & Say Summer ABC Game](#)

[Summer ABC Matching Game](#)

MORE HANDS-ON LEARNING

